



(2) **Equipments and protection systems intended for use in potentially explosive atmospheres
Directive 94/9/CE**

(1) **EC-TYPE EXAMINATION CERTIFICATE**

(3) Number of the EC type examination certificate: **INERIS 00ATEX0023 X**

(4) Protection apparatus or system:

FLOODLIGHT TYPE FL- -.

(The type is completed by numbers and/or letters corresponding to manufacturing variation)

(5) Manufacturer: **ITALSMEA**

(6) Address: **Via per Cernusco,15
20060 BUSSERO (MI)
ITALY**

(7) This protection system or equipment and any other acceptable alternative of this one are described in the annex of this certificate and the descriptive documents quoted in this annex.

(8) The INERIS, notified body and identified under number 0080, in accordance with article 9 of Council Directive 94/9/CE 23 the Mars 1994, certifies that this protection system or equipment fulfills the Essential of Health and Safety Requirements relating to the design and construction of equipments and protection systems intended for use in potentially explosive atmospheres, described in appendix II of the Directive.

The examinations and the tests are consigned in official report N°15660/00.

(9) The respect of the Essential Health and Safety Requirements is ensured by:

- conformity with:


EN 50 014	of June	1997
EN 50 018	of August	1994
EN 50 019	of March	1994
EN 50281-1-1	of September	1998

- specific solutions adopted by the manufacturer to meet the Essential Health and Safety Requirements described in the descriptive documents.

(10) Sign X, when it is placed following the Number of the EC type examination certificate, indicates that this equipment and protection system is subjected to the special conditions for safe use, mentioned in the annex of this certificate.

(11) This certificate of examination EC of the type refers only to the design and the construction of the apparatus or protection system specified. If necessary, other requirements of this Directive will be imposed on the manufacture and the supply of this apparatus or protection system.

(12) The marking of the equipment or the protection system will have to contain:

 II 2 GD

EEx de IIB T3


IP65 T200°C

Verneuil-en-Halatte, 2000 10 26




X. LEFEBVRE

Engineer at the Laboratory of Certification of
Materials ATEX



The Director of the Organization Certifier,
By delegation
B. PIQUETTE
Deputy manager of Certification



(13)

ANNEX

(14)

EC TYPE EXAMINATION CERTIFICATE N INERIS 00ATEX0023 X

(15)

DESCRIPTION OF THE EQUIPMENT OR THE PROTECTION SYSTEM

Floodlight in stainless steel, or in light metal alloy or in brass made of a body closed by a cover fitted with a glass of thickness 15 mm.

It is constituted of a flameproof compartment containing the lamp and a connecting compartment to external electrical circuits protected by increased safety.

The cover can be move with hinges fixed on the body.

These two compartments are connected by the way of bushing wires .

PARAMETERS RELATING TO THE SAFETY

For using in ambient temperatures inferior to -20°C (-30°C maxi), the manufacturing is previewed by the manufacturer under his responsibility. Type test have been performed under ambient temperatures required by standards

Supply voltage	:	from 12 to 48 V(DC) ±10% or from 24 to 254 V(AC) ±10%
Frequency	:	50 / 60 Hz ±5%

Authorized Maximal powers and characteristics of the lamps :


Power Watt	Lamp Type			
	Sodium Vapour (H.P)	Metal Halide	Mercury Vapour	Halogen
2x70	no	no	no	yes
100	yes	no	no	yes
125	no	no	yes	no
150	yes	yes	no	yes
175	no	no	yes	no
250	yes	yes	yes	yes
400	yes	yes	yes	no
500	no	no	no	yes

MARKING

Marking must be readable and indelible; it must comprise the following indications:

- **ITALSMEA**

Via per Cernusco, 15
20060 BUSSERO (MI)
ITALY

- FL--.(1)
- INERIS 00ATEX0023 X
- (Serial number, if any)
- (year of construction)
-  II 2 GD
- EEx de IIB T3 (*)
- IP65 T200°C(**)
- Amb.T: -30°C à 40°C
- Cable.T :90°C
- DO NOT OPEN WHEN ENERGIZED
- AFTER DE-ENERGIZING , DELAY 10 MINUTES BEFORE OPENING

(1) Type is completed by numbers and/or letters corresponding to manufacturing variation.

(*) On the compartment « lamp », the symbol d
On the compartment « connecting », the symbol e
Lamps characteristics

(**) Obligatory mention for use in the presence of combustible dust. The whole of marking can be carried out in the language of the country of use.

The protection apparatus or system must also carry the marking normally envisaged by the standards of construction which relate to it.

ROUTINE EXAMINATIONS AND TESTS

Each example of the equipment hardware defined above must have successfully passed before delivery an overpressure test in accordance with section 16.1 of standard EN 50 018, of a period comprised between 10 and 60 secondes under 10.5 bar performed for flame-proof compartment

Each example of the equipment hardware defined above must have successfully passed before delivery a dielectric strength test carried out as specified in section 7.1 in accordance with section 6 of standard EN 50 019.

(16) DESCRIPTIVE DOCUMENTS

The technical report is composed of the documents quoted hereafter, constituting the descriptive file of the apparatus, object of this certificate.

- Official report N°15660/00 of the 2000.10.23
- Descriptive Notice TN-40-2000-01 (16 pages) signed on 2000.10.23
- Instruction Notice (6 pages) signed on 2000.10.23
- Plan n° C40200000 (3 pages) dated and signed on 2000.04.26
- Plan n° C40200001 (1 page) dated and signed on 2000.04.26

(17) SPECIAL CONDITIONS FOR SAFE USE

The yield stress of the fastener elements of the flame proof casing must be at least equal to 450N/mm².

Floodlights are intended to be used in an ambient temperatures range of -30°C to 40°C.

For use in potentially explosive atmospheres due to combustible dust :

- The surface of joint flanged gap between cover and body shall be covered with grease, for example silicone and cable entries shall be present a degree of protection at least IP6X.
- User shall perform a regular cleaning of floodlight in view to limit dust layers on floodlight sides.

These special conditions are defined in instruction notice.

(18) ESSENTIAL REQUIREMENTS OF SAFETY AND HEALTH

The respect of the Essential Health and Safety Requirements is ensured by:

- conformity to the European standards EN 50 014, EN 50 018, EN 50 019 and EN 50 281-1-1
- the whole of the provisions adopted by the manufacturer and described in the descriptive documents.

ADDITION

INERIS 00ATEX0023 X/01

FLOODLIGHT TYPE FL-. -. .

Made by ITALSMEA

(15) - PURPOSE OF THE ADDITION


Modification of ambient temperature range at -30°C to +55°C.

PARAMETERS RELATING TO THE SAFETY

The parameters relating to the safety are unchanged.

MARKING

The marking defined in the basic certificate is modified as followed:

- ITALSMEA
Via per Cernusco,15
20060 BUSSERO (MI)
ITALY
- FL-.-. (1)
- INERIS 00ATEX0023 X
- (Serial number, if any)
- (year of construction)
-  II 2 GD
- EEx de IIB T3 (*)
- IP65 T200°C(**)
- Amb.T: -30°C à 55°C
- Cable.T :120°C
- DO NOT OPEN WHEN ENERGIZED
- AFTER DE-ENERGIZING , DELAY 10 MINUTES BEFORE OPENING

(1) Type is completed by numbers and/or letters corresponding to manufacturing variation.

(*) On the compartment « lamp », the symbol d
On the compartment « connecting », the symbol e
Lamps characteristics

(**) Obligatory mention for use in the presence of combustible dust.

ROUTINE EXAMINATIONS AND TESTS

The routine verifications and tests stipulated by the basic certificate are unchanged.

(16) - DESCRIPTIVE DOCUMENTS


The documents referred to below, constitute the file describing the modifications of the apparatus and forming the subject of the present addition.

- Descriptive Notice TN-40-2000-01 (6 pages) addendum n°1 signed on 2001.03.29

(17) - SPECIFIC PARAMETERS OF THE TYPES OF PROTECTION CONCERNED


The special conditions for safe use defined in the basic certificate are unchanged.

Verneuil-en-Halatte, 2001 04 06




X. LEFEBVRE

Engineer at the Laboratory of ATEX Equipment
Certification



Director of the Certifying Body,
By delegation
B. PIQUETTE
Deputy manager of Certification



ADDITION

(3) **INERIS 00ATEX0023 X/02**

(4) **FLOODLIGHT TYPE FL-. -. .**

(5) **Made by ITALSMEA**

(15) - PURPOSE OF THE ADDITION

Specific construction for group IIB +H₂.

Modification of minimal ambient temperature up to -50°C for groups IIB and IIB +H₂.

PARAMETERS RELATING TO THE SAFETY

The parameters relating to the safety are completed by specific tests for application indicated above.

MARKING

The marking defined in the basic certificate is modified as followed:

- ITALSMEA


Via per Cernusco,15
20060 BUSSERO (MI)
ITALY

- FL-.-. (1)

- INERIS 00ATEX0023 X


- (serial number)

- (year of construction)

-  II 2 GD

- EEx de IIB T3 IP65 T200°C

- and/or

-  II 2 G Ex de IIB+H₂ T3

- Amb.T: -50°C to 55°C or -30°C to 55°C or -30°C to 40°C or -50°C to 40°C mandatory mention when differs from -20°C to 40°C

- T.cable : 90°C(Tmax amb :40°C)

- T.cable : 120°C(Tmax amb :55°C)

- DO NOT OPEN WHEN ENERGIZED

- AFTER DE-ENERGIZING , DELAY 10 MINUTES BEFORE OPENING

(1) Type is completed by numbers and/or letters corresponding to manufacturing variation.

On the compartment « lamp », the symbol « d »

On the compartment « connecting », the symbol « e »

Lamps characteristics

ROUTINE EXAMINATIONS AND TESTS

The routine verifications and tests stipulated by the basic certificate are modified as follows:

Each sample of the equipment hardware defined above must have successfully passed before delivery a dielectric strength test carried out as specified in section 7.1 in accordance with section 6 of standard EN 50 019 and standard IEC 60079-7.

In the range ambient temperature up to -50°C for groups IIB and IIB +H₂:

Each sample of the equipment hardware defined above must have successfully passed before delivery an overpressure test in accordance with section 16.1 of standard EN 50 018 and section 16.1 of standard IEC 60079-1, of a period comprised between 10 and 60 secondes under 13.1 bar performed for flame-proof compartment.

In the range ambient temperature up to -30°C for groups IIB and IIB +H₂:

Each sample of the equipment hardware defined above must have successfully passed before delivery an overpressure test in accordance with section 16.1 of standard EN 50 018 and section 16.1 of standard IEC 60079-1, of a period comprised between 10 and 60 secondes under 10.5 bar performed for flame-proof compartment.

(16) - DESCRIPTIVE DOCUMENTS

The documents referred to below, constitute the file describing the modifications of the apparatus and forming the subject of the present addition.

- Technical Notice TN-40-2000-01 (4 pages) rev n°1 dated on 2005.07.25
- Use and maintenance instructions FL-05E25-07 (3 pages) dated on 2005.07.25
- Drawing n°C4020000 rev 1 dated on 2005.08.30

(17) - SPECIFIC PARAMETERS OF THE TYPES OF PROTECTION CONCERNED

The special conditions for safe use defined in the basic certificate are modified as follows:.

The yield stress of the fastener elements of the flame proof casing must be at least equal to 450N/mm².

Floodlights are intended to be used in an ambient temperatures range of -50°C to 55°C for groups IIB and IIB +H₂.

For use in potentially explosive atmospheres due to combustible dust :

- The surface of joint flanged gap between cover and body shall be covered with grease, for example silicone and cable entries shall be present a degree of protection at least IP6X.
- User shall perform a regular cleaning of floodlight in view to limit dust layers on floodlight sides.

These special conditions are defined in instruction notice.

(18) ESSENTIAL REQUIREMENTS OF SAFETY AND HEALTH

The respect of the Essential Health and Safety Requirements defined in the basic certificate is completed by:

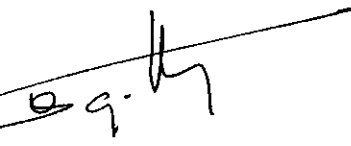

- Conformity to the standards IEC60079-0, IEC60079-1, IEC60079-7 for application in group IIB+H₂.
- The whole of the provisions adopted by the manufacturer and described in the descriptive documents.

Verneuil-en-Halatte, 2005 09 09



X. LEFEBVRE

Engineer at the Laboratory of ATEX Equipment
Certification



Director of the Certifying Body,
By delegation
B. PIQUETTE
Deputy manager of Certification

ADDITION

(3) **INERIS 00ATEX0023 X/03**

(4) **FLOODLIGHT TYPE FL-. -. .**

(5) **Made by ITALSMEA**

(15) - PURPOSE OF THE ADDITION

Specific construction for supply voltage up to 480 V.

PARAMETERS RELATING TO THE SAFETY

The parameters relating to the safety indicated in the basic certificate and additions 01 and 02 are modified as follows:

Supply voltage : from 12 to 48 V(DC) $\pm 10\%$ or
from 24 to 480 V(AC) $\pm 10\%$

MARKING

The marking defined in the basic certificate and additions 01 and 02 is unchanged.

ROUTINE EXAMINATIONS AND TESTS

Unchanged.

(16) - DESCRIPTIVE DOCUMENTS

None.

(17) - SPECIAL CONDITIONS FOR SAFE USE

The special conditions for safe use, defined in the basic certificate and its additions 01 and 02 are unchanged.

(18) - ESSENTIAL REQUIREMENTS OF SAFETY AND HEALTH

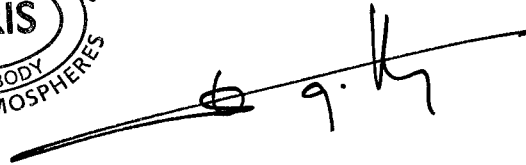

The respect of the Essential Health and Safety Requirements defined in the basic certificate and its additions 01 and 02 is unchanged.

Verneuil-en-Halatte, 2006 05 09



X. LEFEBVRE

Engineer at the Laboratory of ATEX Equipment
Certification



Director of the Certifying Body,
By delegation
B. PIQUETTE
Deputy manager of Certification

ADDITION

(3) INERIS 00ATEX0023X/04

(4) FLOODLIGHT TYPE FL-. -. .

(5) Made by ITALSMEA

(15) **PURPOSE OF THE ADDITION**

As a variation:

Up dating of descriptive documents.

Application of new standards :

EN 60079-0 : 2006 , 60079-1 : 2004, 60079-7 : 2007,

EN 61241-0 : 2006, 61241-1 : 2004,

IEC 60079-0 : 2004, 60079-1 : 2003, 60079-7 : 2006,

IEC 61241-0 : 2004, 61241-1 : 2004.

New address : Via Italia, 33 - 20060 GESSATE (MI) - ITALY

PARAMETERS RELATING TO THE SAFETY

The parameters relating to the safety mentioned in the basic certificate and extensions 01 to 03 are unchanged.

MARKING


The marking defined in the basic certificate is modified as follows:

ITALSMEA

Via Italia, 33

20060 GESSATE (MI)

ITALY

 II 2 GD

Ex de IIB T3 or de IIB + H₂ T3

Ex tD A21 IP65 T200 °C

Tcable : 110 °C (Tmax amb. 55 °C)

ROUTINE EXAMINATIONS AND TESTS

The routine examinations and tests stipulated by the basic certificate and extensions 01 to 03 are unchanged.

(16) **DESCRIPTIVE DOCUMENTS**

The descriptive documents quoted hereafter constitute the technical documentation describing the modification of the equipment, subject of this present addition.

- Descriptive notice TN-40-2000-01 (4 pages) rev.2 signed on 2007.04.12
- Instruction notice (3 pages) rév.4 dated and signed on 2007.04.12

(17) **SPECIAL CONDITIONS FOR SAFE USE**

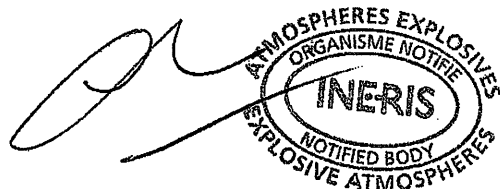
The special conditions defined in the basic certificate and extensions 01 to 03 are unchanged.

(18) **ESSENTIAL SAFETY AND HEALTH REQUIREMENTS**

The respect of the Essential Health and Safety Requirements is completed as follows:

- Conformity to the standards EN or IEC 60079-0, EN or IEC 60079-1, EN or IEC 60079-7, EN or IEC 61241-0, EN or IEC 61241-1.
- All provisions adopted by the manufacturer and defined in the descriptive documents.

Verneuil-en-Halatte, 2007 05 11



X. LEFEBVRE

Engineer at the Laboratory of Evaluation of
Equipment ATEX

A handwritten signature in black ink, which appears to be 'T. Houeix'.

Director of the Certifying Body,
By delegation
T. HOUEIX
Certification Officer
Certification Division

ADDITION

(3) INERIS 00ATEX0023X/05

(4) FLOODLIGHT TYPE FL-. -.

(5) Made by ITALSMEA

(15) **PURPOSE OF THE ADDITION**

As a variation:

New body of the floodlight

PARAMETERS RELATING TO THE SAFETY

The parameters relating to the safety mentioned in the basic certificate and extensions 01 to 04 are unchanged.

MARKING

The marking defined in in the basic certificate and extensions 01 to 04 are unchanged.

ROUTINE EXAMINATIONS AND TESTS

The routine examinations and tests stipulated by the basic certificate and extensions 01 to 03 are unchanged.

(16) **DESCRIPTIVE DOCUMENTS**

The descriptive document quoted hereafter constitutes the technical documentation describing the modification of the equipment, subject of this present addition.

- Drawing C40200000 rev. 2 signed on 2007.11.22

(17) **SPECIAL CONDITIONS FOR SAFE USE**


The special conditions defined in the basic certificate and extensions 01 to 03 are unchanged.

(18) **ESSENTIAL SAFETY AND HEALTH REQUIREMENTS**

The respect of the Essential Health and Safety Requirements is completed as follows:

- Conformity to the standards EN or IEC 60079-0, EN or IEC 60079-1, EN or IEC 60079-7, EN or IEC 61241-0, EN or IEC 61241-1.
- All provisions adopted by the manufacturer and defined in the descriptive documents.

Verneuil-en-Halatte, 2008 05 11



O. COTTIN
Engineer
Certification Division



Director of the Certifying Body,
By delegation
T. HOUËIX
Certification Officer
Certification Division

ADDITION

(3) INERIS 00ATEX0023X/06

(4) FLOODLIGHT TYPE FL-.-.

(5) Made by ITALSMEA S.p.a

(15) PURPOSE OF THE ADDITION

- Introduction of the new type of Floodlight FL-LED...
- Introduction of the new trademark "TECHNOR ITALSMEA".

PARAMETERS RELATING TO THE SAFETY

The parameters relating to the safety are completed as follow:

For the type Floodlight FL-LED:

- Supply voltage : from 12 to 230V.

MARKING

The marking is completed as follow:

For all types:

"TECHNOR ITALSMEA" instead of "ITALSMEA"

For the type Floodlight FL-LED:

TECHNOR ITALSMEA
I-20060 Gessate
FL-LED-. (*)
INERIS 00ATEX0023X
(Serial number)
(Year of construction)

 II 2 GD

Ex d IIB T6 Gb or Ex d IIB+H2 T6 Gb

Ex tb IIIC T85 °C Db IP66

CABLE ENTRIES: SEE INSTRUCTIONS

T.Amb (if different from -20 °C to +40 °C) : -50 °C to +40 °C or -20 °C to +55 °C or -50 °C to +55 °C.

WARNING: DO NOT OPEN WHEN ENERGIZED

- (*) Type is completed by numbers and/or letters corresponding to manufacturing variation. All different types are defined by the descriptive notice.

ROUTINE EXAMINATIONS AND TESTS

The routine examinations and tests are completed as follow:

For type Floodlight FL-LED...:

In accordance with clause 16.1 of the EN/IEC 60079-1 standard each apparatus defined above has to have successfully passed before delivery, an overpressure test of a period comprised between 10 and 60 seconds under

- 6.8 bar for minimum ambient temperature up to -20°C
- 10.3 bar for minimum ambient temperature up to -50°C.

(16) DESCRIPTIVE DOCUMENTS

The descriptive documents quoted hereafter constitute the technical documentation describing the modification of the equipment, subject of this present addition:

- Addendum 1 of 2011.08.01 to the technical note TN-40-2000-01 (4 pages).
- Use and maintenance instructions FL-LED rev.0 of 2011.08.01 (3 pages).
- Drawing n° C40201100 rev.0 of 2011.08.01.

All documents were signed on 2011.09.19

(17) SPECIAL CONDITIONS FOR SAFE USE

The special conditions for safe use are completed as follow:

For type Floodlight FL-LED...:

- The gap of flameproof joints is less than the values specified in the tables 1 and 2 of the standard EN/IEC 60079-1.
- The width of flameproof joints is more than the values specified in the tables 1 and 2 of the standard EN 60079-1.
- The screws used for the assembly of the various parts of explosion-proof enclosures must have a class higher or equal to 80.

(18) ESSENTIAL SAFETY AND HEALTH REQUIREMENTS

The respect of the Essential Health and Safety Requirements is completed as follow:

For type Floodlight FL-LED...:

- Conformity to the standards EN 60079-0: 2009, EN 60079-1: 2007, EN 60079-31: 2009, IEC 60079-0 : 2007, IEC 60079-1 : 2007 and IEC 60079-31 : 2008.
- All provisions adopted by the manufacturer and defined in the descriptive documents.

Verneuil-en-Halatte, 2011.10.12




Director of the Certifying Body,
By delegation
T. HOUEIX
Certification officer
Certification Division

ADDITION

(3) INERIS 00ATEX0023X/07

(4) FLOODLIGHT TYPE FL-.-.

(5) Made by TECHNOR ITALSMEA S.p.a

(15) **PURPOSE OF THE ADDITION**

- Introduction of the following standards for all FL... types:

EN 60079-0	: 2009	EN 60079-1	: 2007
EN 60079-31	: 2009	EN 60079-7	: 2007
IEC 60079-0	: 2007	IEC 60079-1	: 2007
IEC 60079-31	: 2008	IEC 60079-7	: 2006
- Update of descriptive documents

PARAMETERS RELATING TO THE SAFETY

The parameters relating to the safety are unchanged.

MARKING

The marking is completed as follow:

For all types except FL LED:

TECHNOR ITALSMEA


I - 20060 GESSATE

FL (*)

INERIS 00ATEX0023X

(Serial number)

(Year of construction)

 II 2 GD

Ex d e IIB T3 Gb or Ex d e IIB+H2 T3 Gb

Ex tb IIIC T200°C Db IP65

T.cable : 110°C (for T amb max 55°C)

CABLE ENTRIES: SEE INSTRUCTIONS

T.Amb (if different from -20°C to +40°C) : -50°C to +40°C or -20°C to +55°C or -50°C to +55°C.

WARNING: DO NOT OPEN WHEN ENERGIZED

AFTER DE-ENERGIZING DELAY 10 MINUTES BEFORE OPENING

(*) Type is completed by numbers and/or letters corresponding to manufacturing variation. All different types are defined by the descriptive notice.

For the type Floodlight FL-LED:

TECHNOR ITALSMEA


I - 20060 GESSATE

FL-LED-. (*)

INERIS 00ATEX0023X

(Serial number)

(Year of construction)

 II 2 GD

Ex d IIB T6 Gb or Ex d IIB+H2 T6 Gb

Ex tb IIIC T85°C Db IP66

CABLE ENTRIES: SEE INSTRUCTIONS

T.Amb (if different from -20°C to +40°C) : -50°C to +40°C or -20°C to +55°C or -50°C to +55°C.

WARNING: DO NOT OPEN WHEN ENERGIZED

(*) Type is completed by numbers and/or letters corresponding to manufacturing variation. All different types are defined by the descriptive notice.

ROUTINE EXAMINATIONS AND TESTS

The routine examinations and tests are unchanged.

(16) DESCRIPTIVE DOCUMENTS

The descriptive documents quoted hereafter constitute the technical documentation describing the modification of the equipment, subject of this present addition:

- Technical note TN1204 (3 pages).
- Use and maintenance instructions TN 1204 Annex A (3 pages).

All documents were signed on 2012.07.16

(17) SPECIAL CONDITIONS FOR SAFE USE

The special conditions for safe use are completed as follows:

- The gap of flameproof joints is less than the values specified in the tables 1 and 2 of the standard EN/IEC 60079-1.
- The width of flameproof joints is more than the values specified in the tables 1 and 2 of the standard EN/IEC 60079-1.
- The screws used for the assembly of the various parts of explosion-proof enclosures must have a class higher or equal to 80.

(18) **ESSENTIAL SAFETY AND HEALTH REQUIREMENTS**


The respect of the Essential Health and Safety Requirements is completed as follows:

- Conformity to the European standards quoted on page1, clause (15).
- All provisions adopted by the manufacturer and defined in the descriptive documents.

Verneuil-en-Halatte, 2012.11.15



The Chief Executive Officer,
By delegation
T. HOUeix
Ex Certification Officer



ADDITION

(3) INERIS 00ATEX0023X/08

(4) FLOODLIGHT TYPE FL-.-.

(5) Made by TECHNOR ITALSMEA

(15) PURPOSE OF THE ADDITION

The protection degree of the floodlight type FL-.-. is increased up to IP66 according to the standard EN/IEC 60529.

PARAMETERS RELATING TO THE SAFETY

The parameters relating to the safety are unchanged.

MARKING

The marking is modified as follows:

IP66

Other information in the marking are not modified.

Marking may be carried out in the language of the country of use.

The protective system or equipment has also to carry the marking normally stipulated by its construction standards.

ROUTINE EXAMINATIONS AND TESTS

The routine examinations and tests are unchanged.

(16) DESCRIPTIVE DOCUMENTS

The descriptive documents quoted hereafter constitute the technical documentation describing the modification of the equipment, subject of this present addition.

- Technical note n° TN1501 rev. 0 (3 pages) dated and signed on 2015.01.14
- Instruction note n° TN1501 Annex A rev. 0 (3 pages) dated and signed on 2015.01.14


(17) SPECIAL CONDITIONS FOR SAFE USE

The special conditions for safe use are unchanged.

(18) ESSENTIAL SAFETY AND HEALTH REQUIREMENTS

The respect of the Essential Health and Safety Requirements is unchanged.

Verneuil-en-Halatte, 2015.02.19



A handwritten signature in black ink, appearing to read "T. Houeix".

The Chief Executive Officer of INERIS
By delegation
T. HOUPIX
Ex Certification Officer

ADDITION

(3) INERIS 00ATEX0023X/09

(4) FLOODLIGHT TYPE FL....

(5) Made by TECHNOR ITALSMEA

(15) **PURPOSE OF THE ADDITION**

- Application of following standards for floodlight type FL-LED:
EN 60079-0 : 2012/A11 : 2013 IEC 60079-0 : 2011
EN 60079-31 : 2014 IEC 60079-31 : 2013
- Replacement of LED lamps by new models and increase the maximum supply voltage for the floodlight type FL-LED.

PARAMETERS RELATING TO THE SAFETY

The parameters relating to the safety are modified as follows, for the floodlight type FL-LED:

Maximum supply voltage: 264 Vac.

Maximum dissipated powers for the LED lamps:

Type FL-LED-(*)-60-(**): Up to 60 W.

Type FL-LED-(*)-90-(**): Up to 90 W.


Type FL-LED-(*)-130-(**): Up to 130 W.

Remark: in the case of installation of a power lower than those indicated above, the type will be modified, example: FL-LED-(*-30-(**)) for 30 W. The marking of the temperature class and the cable temperature will be the same that specified for the superior maximal power is in this case, 60 W.

This floodlight is intended to use in range of ambient temperatures from -20°C to 40°C or -20°C to 55°C or -50°C to 40°C or -50°C to 55°C.

MARKING

The marking is modified as follows for type FL-LED:

TECHNOR ITALSMEA
 I - 20060 Gessate
 FL-LED...(*)
 INERIS 00ATEX0023X
 (Serial number)
 (Year of construction)
 II 2 GD
 Ex d IIB T (**) Gb or Ex d IIB+H2 T(**) Gb
 Ex tb IIIC T(**) Db
 IP66
 ...°C < Tamb < ...°C (**)
 T.Cable :(**)
 Cable entries: see instructions

WARNINGS: DO NOT OPEN WHILE ENERGIZED.

DO NOT OPEN IF AN EXPLOSIVE ATMOSPHERE MAY BE PRESENT.

POTENTIAL ELECTROSTATIC CHARGING HASARD - SEE INSTRUCTIONS (****)

- (*) Type is completed by letters and numbers in accordance with the manufacturing variations.
- (**) Depending on ambient temperature and power of LED see table below.
- (***) One of the ranges of the ambient temperatures stipulated in the parameters relating to the safety above if different to -20°C +40°C.
- (****) Mandatory only when the paint layer thickness is higher than 2 mm (for IIB) or 0,2mm (for IIB+H2).

Marking may be carried out in the language of the country of use.

The protective system or equipment has also to carry the marking normally stipulated by its construction standards.

Power of LED	Ambient temperature		Temperature cable for ambient 40 °C	Ambient temperature		Temperature cable for ambient 55 °C
	40 °C			55 °C		
Up to 60 W	T6	T85 °C	NA	T6	T85 °C	85 °C
Up to 90 W	T6	T85 °C	NA	T5	T100 °C	90 °C
Up to 130 W	T6	T85 °C	NA	T5	T100 °C	100 °C

ROUTINE EXAMINATIONS AND TESTS

The routine and examinations and tests are unchanged.

(16) DESCRIPTIVE DOCUMENTS

The descriptive document quoted hereafter constitutes the technical documentation describing the modifications of the equipment, subject of this present addition.

Certification file n° CF 1602 of 2016.02.08 (3 rubrics)

signed on 2016.02.08

(17) SPECIAL CONDITIONS FOR SAFE USE

The special conditions for safe use are completed as follows:

During the installation it will be necessary to keep a minimum of 40mm distance between the flanged joint of the enclosure and all solid obstacles.

(18) ESSENTIAL SAFETY AND HEALTH REQUIREMENTS

The respect of the Essential Health and Safety Requirements modified as follows:

- Conformity to the following standards :
 - EN 60079-0 : 2012/A11 : 2013 IEC 60079-0 : 2011
 - EN 60079-1 : 2007 IEC 60079-1 : 2007
 - EN 60079-31 : 2014 IEC 60079-31 : 2013
- All provisions adopted by the manufacturer and defined in the descriptive documents.

Verneuil-en-Halatte, 2016.03.03



The Chief Executive Officer of INERIS
By delegation

Olivier COTTIN
Responsable de l'Unité EQEN
Head of Equipment
and Corporate Services Unit